




6.2 CABE PDS UPDATE

REPORT: AS OF NOVEMBER 13, 2013

- Legend:**
-  **Partnered PD** (i.e. collaborating with a COE or organization to target a geographic area or need)
 -  **On-site PD** (i.e. a one day stand and deliver PD, a keynote, or an ongoing classroom coaching contract)
 -  **Expert Consulting** (examples: Dual Language Immersion start up, feasibility study, Master Plan Development, etc)

Black font—fixed figures

Blue font—Projected/pending figures

Location Title of Institute Dates	# of participants/ maximum possible	Price and duration	Revenue Projected/ Generated	Cost and Expense (Includes presenter fees, travel, handouts, coffee/ lunches for all attendees)	Surplus and % Margin
OCDE – ELs and Special Education: Distinguishing Language Development from Disability August 1, 2013	73	\$195 Single day	\$14,235	\$4022.50	\$10,182 71%
OCDE – Elementary Strategies for EL Success under the Rigorous Common Core Standards August 5-6, 2013	20	\$395 Two days	\$7,900	\$4,200	\$3,700 47%
OCDE – Secondary Strategies for EL Success under the Rigorous Common Core Standards August 7-8, 2013	25	\$395 Two days	\$9,875	\$4,350	\$5,525 56%
GGUSD – Feasibility Study on dual language programs for Vietnamese/English as well as	—	Project fee \$18,000 for approx 20 days/2	\$18,000	\$12,750	\$5,250

Location Title of Institute Dates	# of participants/ maximum possible	Price and duration	Revenue Projected/ Generated	Cost and Expense (Includes presenter fees, travel, handouts, coffee/ lunches for all attendees)	Surplus and % Margin
Spanish/English August 20-Dec. 3, 2013		consultants			29%
MCOE – Recognizing and Refining Great Practice Under the Common Core State Standards – TOSA September 4, 2013	33 registered 40 max	\$185/ 1 day	\$6,280	\$2,945	\$3,335 54%
MCOE – Recognizing and Refining Great Practice Under the Common Core State Standards – Administrators September 5, 2013	35 registered/ 40 max	\$185/ 1 day	\$6,660	\$2,995	\$3,665 54%
MCOE - Secondary Strategies for EL Success under the Rigorous Common Core Standards September 12, 2013	45 registered/ 45 max	\$375/ 3 days	\$16,875	\$9,945	\$6,930 41%
Charter Schools Association – Strategies for EL Success Under the CCSS September 16, 2013	30 reg/ 40 max	\$185/ 1 day	\$5500	\$2525	\$3025 54.5%
YCOE - Secondary Strategies for EL Success under the Rigorous Common Core Standards September 23, 2013	61 Max 70	\$375/ 3 days	\$22,875	11,175	\$11,700 51%
YCOE - Elementary Strategies for EL Success under the Rigorous Common Core Standards September 24, 2013	68 Max 70	\$375/ 3 days	\$25,500	\$11,700	\$13,800 54%
Folsom-Cordova School District – English Learners and the Common Core September 25, 2013	District wide	\$3,300/ 1day	\$3,300	\$2,161	\$1,139 34.5%
MCOE – Elementary Strategies for EL Success under the Rigorous Common Core Standards November 7, 2013	42 Max 40	\$375/ 3 days	\$16,170	\$9,950	\$6,220 38%

Location Title of Institute Dates	# of participants/ maximum possible	Price and duration	Revenue Projected/ Generated	Cost and Expense (Includes presenter fees, travel, handouts, coffee/ lunches for all attendees)	Surplus and % Margin
YCOE – TOSAS- Recognizing and Refining Great Practice under the CCSS January 23, 2014	Max. 70	\$185/ 1day			
YCOE – Administrators – Recognizing and Refining Great Practice under the CCSS January 24, 2014	Max. 70	\$185/ 1 day			
Folsom-Cordova School District – English Learners and the Common Core January 29 2014	District wide	\$3,300/ 1day	\$3,300	\$2,161	\$1,139 34.5%
SCCOE – English Learners and CCSS EL and SPED March 8, 2014	2 Consultants 2 Conference Sessions ea.	\$4,750 / 1 day	\$4,750	\$3,260	\$1,490 31%
JPMC Grant	2 Schools in LA and Central Valley		\$51,000		
TOTAL YTD as of Nov. 12, 2013			\$212,220		
			Projected Revenues for 2013-14 budget \$245,125		